

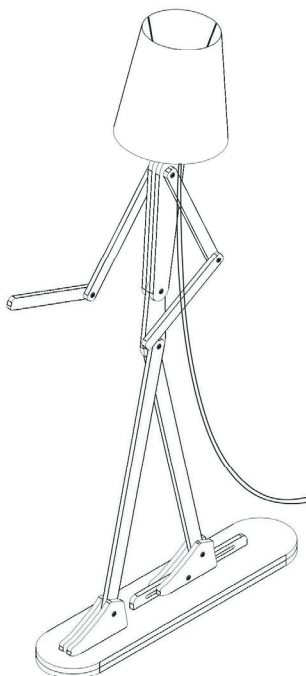
951-811

F

Pro·Idée






















# Lampadaire « Humain »

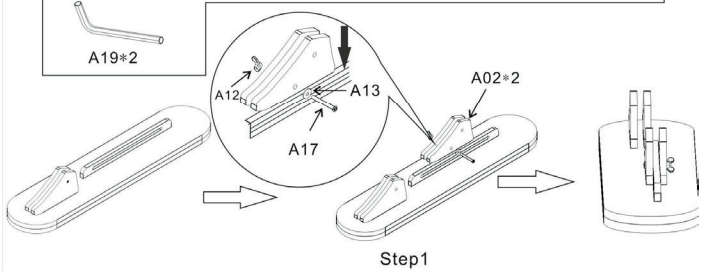
Réf. 222-852



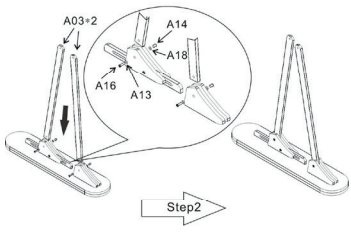
**Avertissement :**

Veillez porter des gants appropriés pour procéder à l'assemblage de cet appareil afin d'éviter toute blessure pouvant être causée par les arêtes vives. Utilisez un chiffon humide pour nettoyer la lampe.

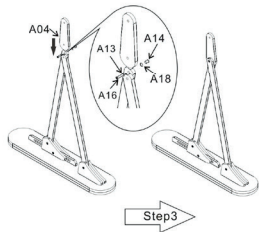
 A01*1	 A03*2	 A06*2	 A09*1
 A02*2	 A04*1	 A07*2	 A08*1
 A10*1	 A11*1	 A12*2	 A13*9
 A14*9	 M6	 M6	 M8
 A15*2	 A16*4	 A17*3	 A18*7
 A19*2			



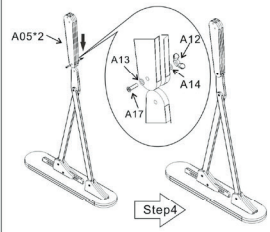
Step1



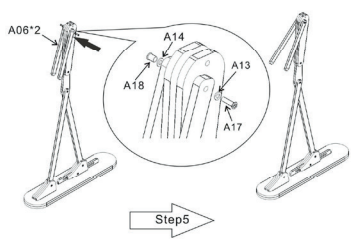
Step2



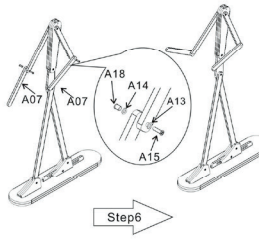
Step3



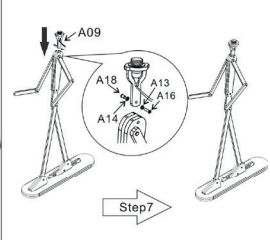
Step4



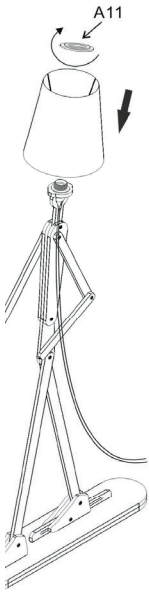
Step5



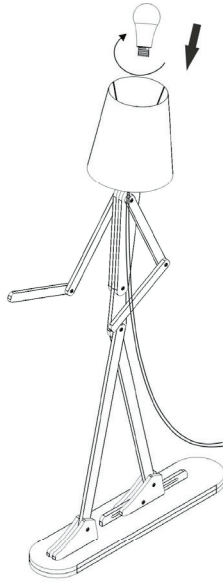
Step6



Step7



Step7



Finish

